



Quarterly Report for Internet Speeds and Digital Content Access Speed in the Kingdom of Saudi Arabia "meqyas"

First Quarter 2020

Executive Summary



هيئة الاتصالات وتقنية المعلومات
Communications and Information Technology Commission

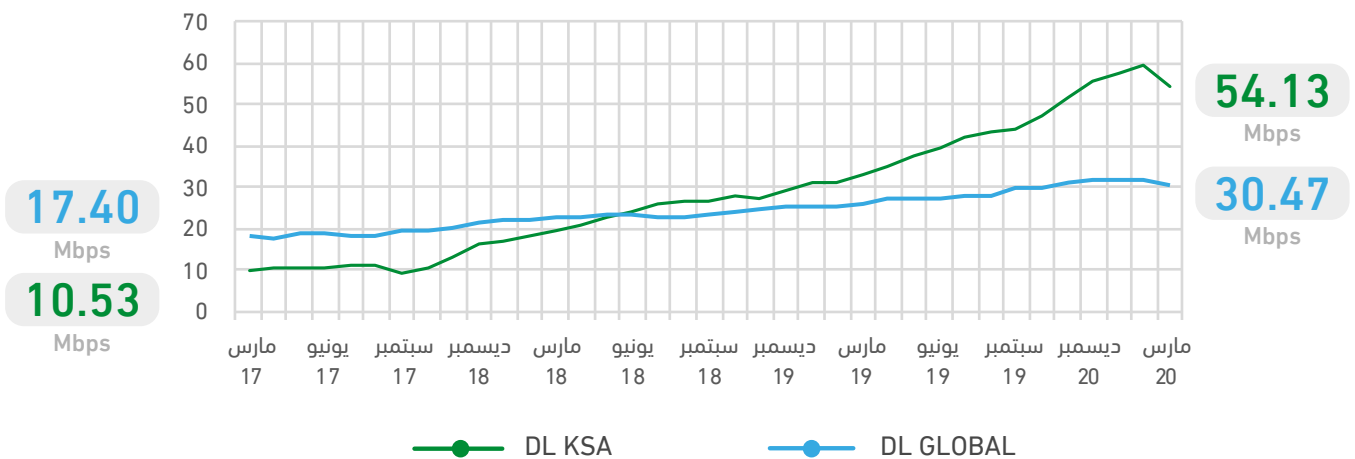


CITC Quarterly releases the Report for Internet Speeds and Digital Content Access Speed in the Kingdom “Meqyas”, which compares the speeds of service providers in the Kingdom through download, upload and 5G speeds, ranks the best performing operators in each region and covers the most commonly used applications and video games in the Kingdom.

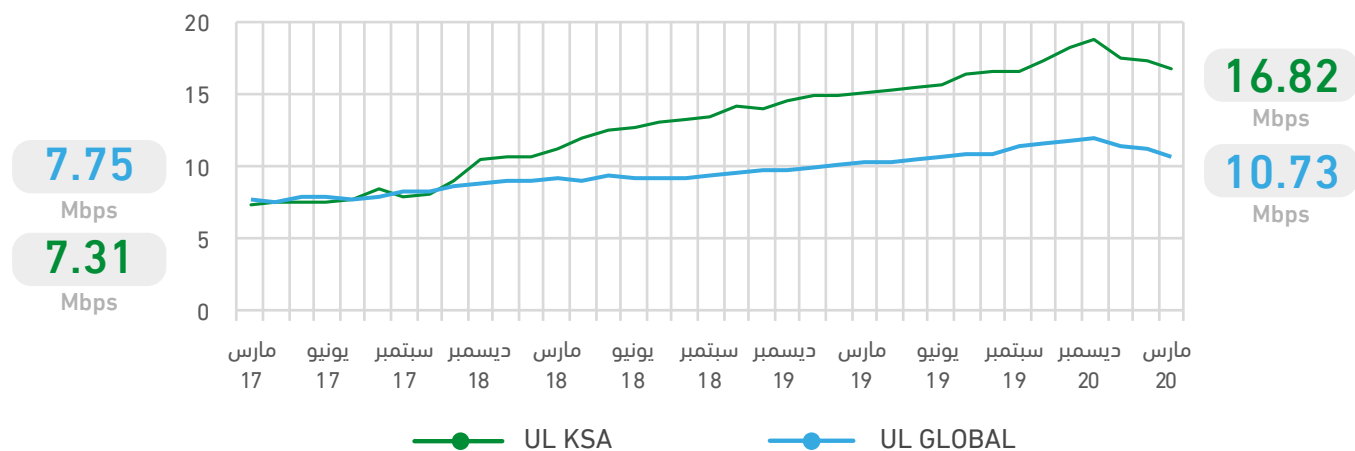
Through the publication of Meqyas report, CITC aims to increase competition between service providers as well as transparency in the sector by providing data and indicators to investors and parties interested in the sector’s performance in the Kingdom.

Overview of Mobile Internet Speeds in the Kingdom

Download Speed (Mbps)



Upload Speed (Mbps)



Based on analysis by Ookla® of Speedtest Intelligence® data of average mobile download and upload speeds Mar 2017 through Mar 2020. Ookla trademarks used under license and reprinted with permission.

Mobile Service Provider Speeds

Mobile Internet Average Download Speed



First Place

stc

61.83

Mbps

+12.3%

Second Place

زين
ZAIN

48.76

Mbps

+15.9%

Third Place

موبايلي
Mobily

45.42

Mbps

+0.4%

KSA
Average

55.71

Mbps

+10.71

Mobile Internet Average Upload Speed



First Place

stc

20.79

Mbps

-1.93%

Second Place

زين
ZAIN

12.16

Mbps

-13.57%

Third Place

موبايلي
Mobily

11.24

Mbps

-11.00%

KSA
Average

17.00

Mbps

-4.70%

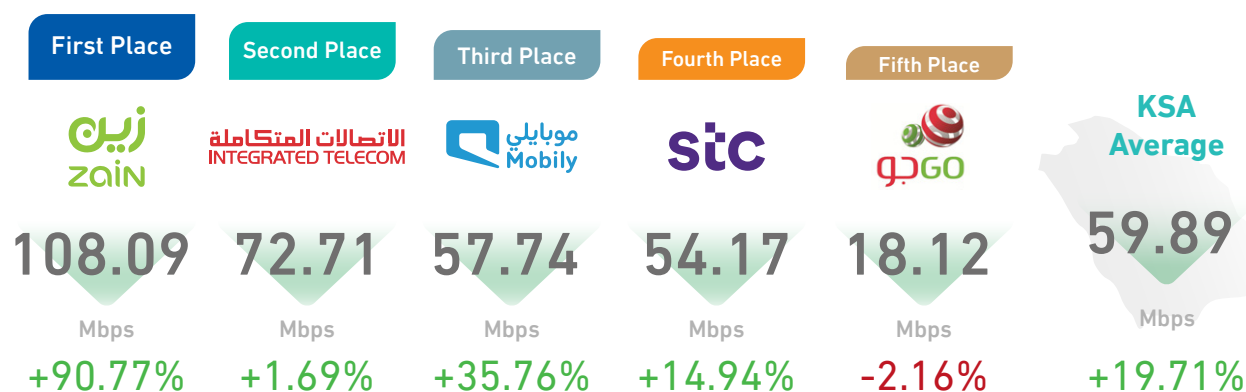
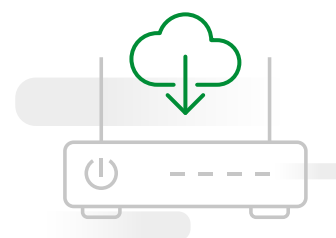
Percentage change compared to Q4 2019

Based on analysis by Ookla® of Speedtest Intelligence® data of average fixed download and upload speeds Oct 2019-Mar 2020.

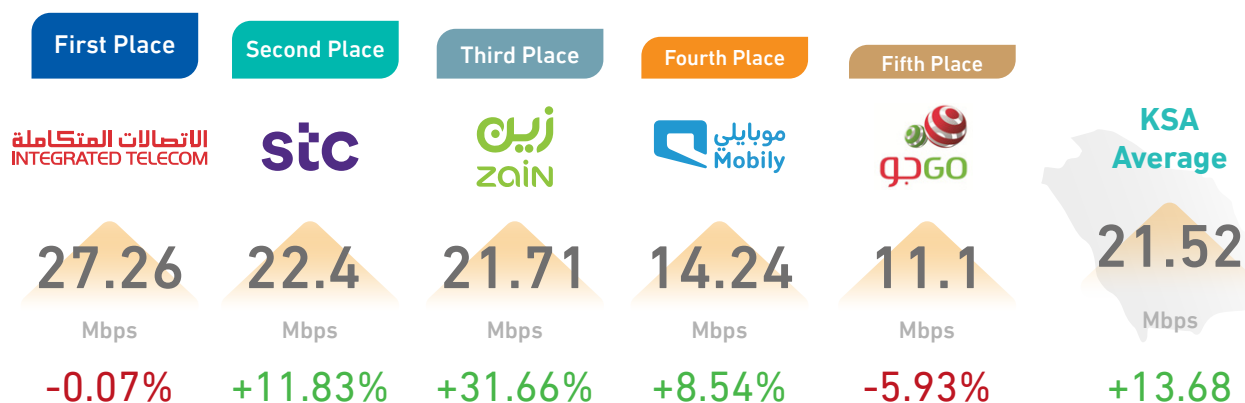


fixed Service Provider Speeds

Fixed Internet Average Download Speed



Fixed Internet Average Upload Speed



% % Percentage change compared to Q4 2019

Based on analysis by Ookla® of Speedtest Intelligence® data of average fixed download and upload speeds Oct 2019-Mar 2020.



5G Download Speeds Mobile

Mobile 5G Average Download Speed¹



First Place

stc

448.91

Mbps

+2.4%

Second Place

زين
ZAIN

351.8

Mbps

+0.99%

Third Place

موبايلي
Mobily

233.54

Mbps

-16.92%

KSA
Average

388.54

Mbps

-1.26%

Mobile 5G Download Speed Range²

stc

760.48 Mbps

-5.25%

156.06 Mbps

+34.18%

زين
ZAIN

589.82 Mbps

-2.7%

112.66 Mbps

+117.24%

موبايلي
Mobily

422.7 Mbps

-16.34%

48.07 Mbps

+63.34%

متوسط
المملكة

649.23 Mbps

-7.91%

111.54 Mbps

+2.06%

% % Percentage change compared to Q4 2019

¹Based on analysis by Ookla® of Speedtest Intelligence® 5G average data mobile download speeds Oct 2019-Mar 2020.

²Based on analysis by Ookla® of Speedtest Intelligence® 5G top 10% and bottom 10% mobile download speeds Oct 2019-Mar 2020.



Service Provider Regional Performance

Mobile Internet Average Download Speed



1 First Place 2 Second Place 3 Third Place

Based on analysis by Ookla® of Speedtest Intelligence® data of average mobile download speeds Jan - Mar 2020.



fixed Internet Video Streaming Quality

 YouTube



First Place



96.23%



Second Place



92.55%



Third Place



92.12%



Fourth Place



90.03%



% Successful rate of Ultra HD streaming

Based on analysis by SamKnows Ltd.

Latency for Most Used Social Media Platforms in the Kingdom




ms : Milliseconds

Low latency means better performance

Based on analysis by SamKnows Ltd.

Latency for Most Played Video Games in The Kingdom



ms : Milliseconds

Low latency means better performance

Based on analysis by SamKnows Ltd.

